













# Fire Escape Plan

- |                                                                                     |                     |                                                                                     |                     |
|-------------------------------------------------------------------------------------|---------------------|-------------------------------------------------------------------------------------|---------------------|
|  | Your Location       |  | Electrical Shut-Off |
|  | Escape Route        |  | Pull Station        |
|  | Emergency Exit      |  | Water Shut-Off      |
|  | Emergency Telephone |  | Fire Extinguisher   |
|  | Assembly Point      |  | Gas Shut-Off        |
|  | First Aid           |  | Fire Exit           |

